

# Budgetone 101 manual



**File Name:** Budgetone 101 manual.pdf

**Size:** 3929 KB

**Type:** PDF, ePub, eBook

**Category:** Book

**Uploaded:** 11 May 2019, 20:53 PM

**Rating:** 4.6/5 from 674 votes.

## Download Now!

Please check the box below to proceed.



I'm not a robot



reCAPTCHA  
Privacy - Terms

## Book Descriptions:

# Budgetone 101 manual

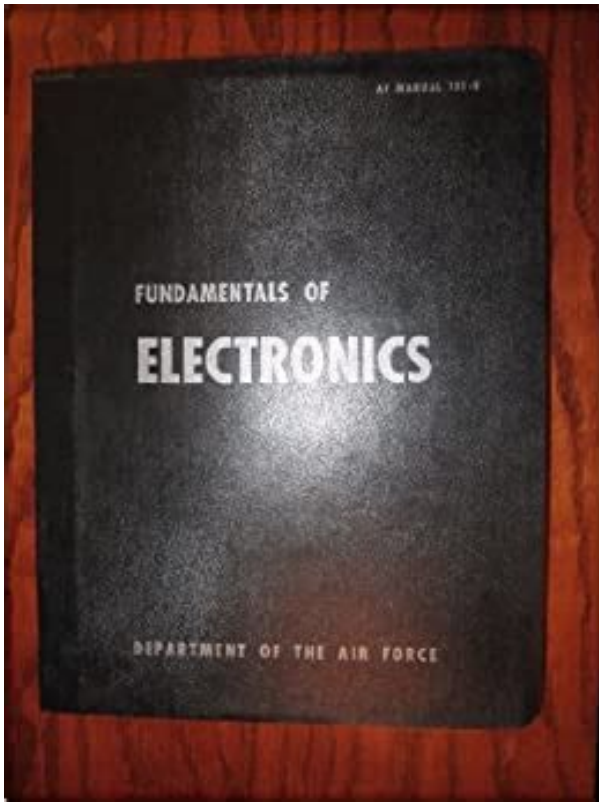
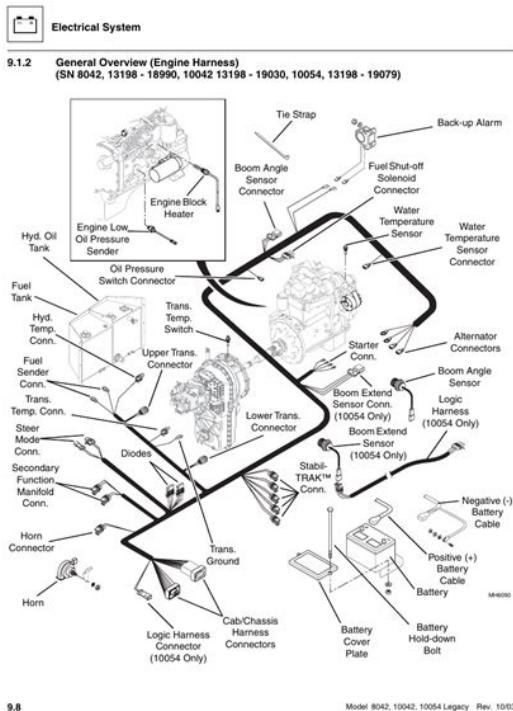


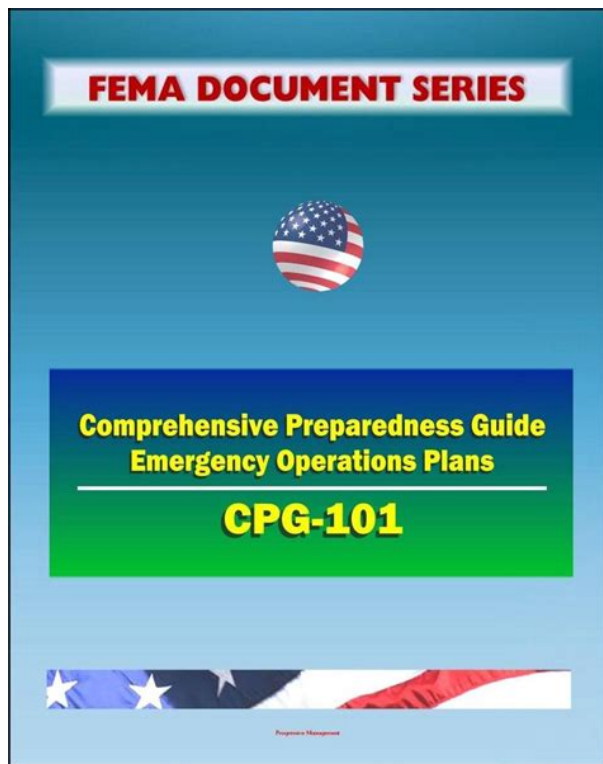
Table of Contents 1 WELCOME.3 2 INSTALLATION.4 2.1 W.5 HAT IS NCLUDED IN THE ACKAGE  
2.2 S.5 AFETY OPLIANCES 3 PRODUCT OVERVIEW.6 3.1 K.6 EATURES 3.2 H.7 ARDWARE  
PECIFICATION 4 BASIC OPERATIONS.8. You made an excellent choice and we hope you will enjoy  
all its capabilities. Grandstreams awardwinning BudgeTone100 series of SIP phones are innovative IP  
telephones that offer a rich set of functionality and superb sound quality at ultra affordable price.  
The following photo illustrates the appearance of a BudgeTone IP phone and the use of its key  
buttons.Built on innovative technology, Grandstream IP Phone features market leading superb sound  
quality and rich functionalities at mass affordable price. Model BudgeTone101 BudgeTone102  
BudgeTone102D LAN interface 1xRJ45 10BaseT 2xRJ45 10BaseT. When the phone is configured  
properly and in the normal idle state, the backlight is off. Alarm Clock Status Icon OFF when the  
alarm clock is not set ON when the alarm clock is set Lock Status Icon OFF when the lock is set ON  
when the lock is not set. Once pressed, the last dialed number will be displayed on the LCD as the  
corresponding DTMF tones are played out and an outgoing call is sent. The follow is a table of the  
encoding scheme for the most commonly used characters. The rule of thumb to remember these  
encoding is “a” is the first letter on button “1” so its encoding is “11”. “b” is the 2 letter on button  
“1” and its encoding is “12”. “c” is the 3 letter on button “1”. Pressing the hookswitch or  
Speakerphone button would toggle the phone between these two modes. 4.3.5 Call Hold While in  
conversation, pressing the “Hold”. When the phone goes offhook or a call comes in, the phone  
automatically exits the MENU state and prepare for the call. SIP Password This field contains the  
password used for SIP authentication. It is used together with the above SIP Login ID Grandstream  
IP Phone Configuration MAC Address 00.0B.82.00.00.01 Software Version Program1.0.3.78  
Bootloader1.0.0.7 HTML1.<http://decamiones.com/userfiles/dcs-oven-user-manual.xml>

- **budgetone 101 manual, budgetone 101 manual pdf, budgetone 101 manual download,**

## budgetone 101 manual free, budgetone 101 manual online.



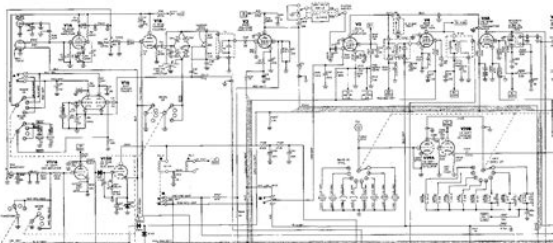
0.0.17 Admin Password. Default Router DNS Server 1 DNS Server 2 sipserver.com SIP Server e.g., sip.mycompany.com, or IP address Outbound Proxy e.g., proxy.myprovider.com, or IP address, if any 1000 SIP User ID the user part of an SIP address If set to "Yes", when a silence is detected, small quantity of Suppression VAD packets instead of audio packets will be sent during the period of no talking. Early Dial This parameter controls whether the phone will attempt to send an early INVITE each time a key is pressed when a user dials a number. If set to "Yes", an INVITE is sent using the dialnumber collected thus far;. NAT Traversal This parameter defines whether the phone NAT traversal mechanism will be activated or not. If activated by choosing "Yes" and a STUN server is also specified, then the phone will behave according to the STUN client specification. The IP phone will then display the following screen to confirm that the changes have been saved. Grandstream IP Phone Configuration Update Status Your configuration changes have been saved. They will take effect on next reboot. For details on how GAPS works, please refer to the documentation of GAPS product. The TFTP upgrade can work in either static IP or DHCP mode using private or public IP address. For users who do not have local TFTP server, Grandstream provides a NATfriendly TFTP server on the public Internet for users to download the latest firmware upgrade automatically. Please check the Service or. BT200 is higher end version with Router feature and capable of supporting 100Mbps connections.You will find this setting on Advanced Settings Page. Basically you can configure 3 extensions with a Ringtone each and then whenever incoming call is from one of these numbers, that configured Ringtone will play. The BT200 model supports Distinctive Ringtones using SIP ALERTINFO header. BT200 supports the AlertInfo mapping to the 3 custom ring tone files.<http://www.favourlight.com/attachment/dcs-ovens-manuals.xml>



For example, if you configure the custom ring tone 1 user id to “priority” instead of a real user ID, that ring tone will be used if we receive INVITE with AlertInfo header in the following format Syslog messages are very helpful in debugging any errors with the device. Generally we recommend configuring via DHCP since it’s the easiest method of configuration. For each option make the necessary change, for ex. All these IP addresses need to be entered in 12 digit format i.e. 192168001029 for 192.168.1.29. A, B and C need to talk in a conference call. A will be performing the 3way conference call using his new Budgetone Phone. You need to configure this field with your voice mail account number ex.8500. Now, if you need to access Voice Mail simply press the Message Button on the device and it will connect to the Voice Mail Inbox. In case of a new voice mail left in your inbox, the LED will start to blink RED. Offhook the receiver or press speakerphone. Press the MENU button. Now dial the IP Address in 12 digit format ex.192168001029. Press SEND. For example However, if you are using STUN, Direct IP call will also use STUN. B needs to transfer the call to C. B presses FLASH to get new dialtone. B calls C while A is on Hold. Now, B can transfer the call from A to C by pressing TRANSFER and then hanging up. A and C are in a call now. Blind Transfer BT101 and BT102 support For more detailed Call information you can log onto the web configuration pages, and check the Status page. Boston, MA 02215. The instructions below detail how to configure the following VoIP devices for use with the VoIPtalk SIP service ATTENTION Update the firmware of your Grandstream device to the recommended firmware version. WARNING When booting the phone for the first time, please allow for 35 minutes booting time as the phone might be automatically downloading and installing a new version of the firmware. Plug your Grandstream into the LAN and obtain the phones IP Address as follows.

Budgetone users press MENU then the DOWN arrow and MENU again. The phones IP Address should appear on the phones screen. Handytone users Handytone must be plugged into the LAN and connected to an analogue phone press the button on the Handytone, you should hear a menu prompt announcement on your analogue phone. Dial 02 and you should hear the IP Address. Type the web address into a web browser on a local PC. DO NOT include any leading zeros, so 192.168.001.010 should actually be typed into your web browser. You should see the following login screen Type in the default password admin and press Login. The configuration page should appear. Select dynamically assigned via DHCP from the items below Set Admin Password to a personal value. This value will change the default admin that was used to access the phone menu in step 2 above. This is

not a mandatory step but we do recommend that you change the password. Set SIP User ID and Authenticate ID equal to your VoIPtalk User ID, SIP Server equal to voiptalk.org and Authenticate Password equal to your VoIPtalk password, as shown below. To retrieve your VoIPtalk password go to your account page and click on your VoIPtalk ID. Set your IP Phone number equal to your VoIPtalk ID. Configure your SIP Registration settings as shown below If your IP Phone is behind NAT i.e. your phone has an internal address and shares the router with other IP devices you must configure STUN as shown below Make sure you click UPDATE before clicking REBOOT to make sure your changes are implemented correctly. Upon rebooting, your phone should have connected to the VoIPtalk service. To test this dial 902. You should hear a confirmation message played back to you. Registered number 04632756 If you continue using the website without changing you cookie settings, you consent to the use of these cookies. To find out more about the cookies we use, view our cookie policy.



<http://www.drupalitalia.org/node/72638>

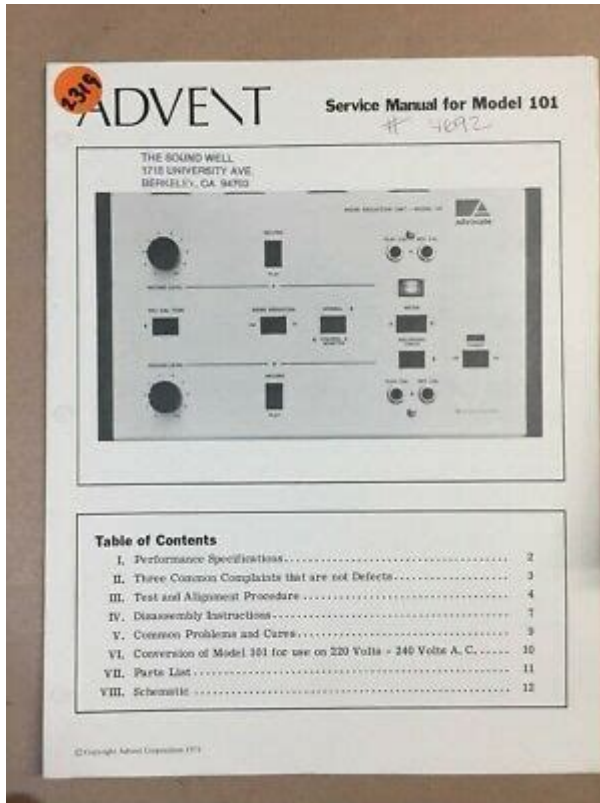
If you continue using the website without changing you cookie settings, you consent to the use of these cookies. Grandstream Networks, Inc. Congratulations on becoming an owner of BudgeTone100 IP telephone. You made an. Page 5 BudgeTone100 User Manual Grandstream Networks, Inc. Page 6 BudgeTone100 User Manual Grandstream Networks, Inc. There are several ways to connect the BT100 series IP telephone. Page 7 BudgeTone100 User Manual Grandstream Networks, Inc. The BudgeTone100 phone package contains Grandstream IP Phone is a next generation IP network telephone based. Page 9 BudgeTone100 User Manual Grandstream Networks, Inc. There are two models in the BudgeTone100 family, namely The table below describes the difference among these models. BudgeTone100 phone has a numeric LCD. Page 12 BudgeTone100 User Manual Grandstream Networks, Inc. Page 14 BudgeTone100 User Manual Grandstream Networks, Inc. There are three ways to. Page 15 BudgeTone100 User Manual Grandstream Networks, Inc. Examples Two transfer operations are supported. User can transfer. Page 17 BudgeTone100 User Manual Grandstream Networks, Inc. BudgeTone 100 phone supports 3way conference. Assuming that call party A. Page 18 BudgeTone100 User Manual Grandstream Networks, Inc. Following table shows the available call features of BudgeTone 100 by. Page 19 BudgeTone100 User Manual Grandstream Networks, Inc. When the phone is IDLE or On. Page 20 BudgeTone100 User Manual Grandstream Networks, Inc. Page 21 BudgeTone100 User Manual Grandstream Networks, Inc. Page 22 BudgeTone100 User Manual Grandstream Networks, Inc. BudgeTone100 series IP phone has an embedded Web server. Page 24 BudgeTone100 User Manual Grandstream Networks, Inc. The password is case sensitive with maximum length of 25 characters. The factory default. Page 25 BudgeTone100 User Manual Grandstream Networks, Inc. MAC Address The device ID, in HEX format. This is very important ID for. Page 26 BudgeTone100 User Manual Grandstream Networks, Inc.

<http://esdara.com/images/bose-301-speakers-manual.pdf>



End user Password This contains the password for end user to access the Web. Page 28 BudgeTone100 User Manual Grandstream Networks, Inc. Page 29 BudgeTone100 User Manual Grandstream Networks, Inc. Page 32 BudgeTone100 User Manual Grandstream Networks, Inc. Default is 20ms. Page 34 BudgeTone100 User Manual Grandstream Networks, Inc. Page 35 BudgeTone100 User Manual Grandstream Networks, Inc. Choose Yes to enable automatic HTTP upgrade and Page 39 BudgeTone100 User Manual Grandstream Networks, Inc. User is recommended to reboot or power cycle the IP phone after all the. Page 40 BudgeTone100 User Manual Grandstream Networks, Inc. Grandstream IP phone can be automatically configured from. Page 41 BudgeTone100 User Manual Grandstream Networks, Inc. Software or firmware upgrade can be done either via TFTP or. Page 42 BudgeTone100 User Manual Grandstream Networks, Inc. Page 43 BudgeTone100 User Manual Grandstream Networks, Inc. Page 44 BudgeTone100 User Manual Grandstream Networks, Inc. Page 45 BudgeTone100 User Manual Grandstream Networks, Inc. The BT100 phone has a headset socket allowing user to plug. Page 46 BudgeTone100 User Manual Grandstream Networks, Inc. Some users want to use headset products. Page 47 BudgeTone100 User Manual Grandstream Networks, Inc. Cross Over Cable required to allow Plantronic Headset to work with the phone Page 49 BudgeTone100 User Manual Grandstream Networks, Inc. The DECT Common Interface radio standard is a multi. Page 50 BudgeTone100 User Manual Grandstream Networks, Inc. All countries and. Page 51 BudgeTone100 User Manual Grandstream Networks, Inc. IP Telephony Page 52 BudgeTone100 User Manual Grandstream Networks, Inc. PPPoE Page 53 BudgeTone100 User Manual Grandstream Networks, Inc. This means that you will need an open ethernet port on your local network. It has a built in speakerphone, and for the price, is highly recommended. It is fairly simple to setup. The default configuration will get an IP address via DHCP.

<https://espbc.com/images/bose-305-manual.pdf>



There have been reports that if you are running Zone Alarm on your PC, it will have to be turned off to successfully open the phones configuration page. The full manual can be found on Grandstream's Website. To do this, press the menu button, then the down arrow next to it until the display shows they are listed here. This will show up as part of your caller ID. We offer prepaid phone service and International DID numbers using our voice over IP system and an analog telephone adaptor ATA. The solutions are designed for home phone service, business phone service, call shops, telemarketing firms and cyber cafes. InPhonex is proud to support Internet telephony equipment IP Phones including Sipura 2000, Sipura 3000, Cisco 186, Linksys PAP2 and other SIP phone adaptors. We also support Asterisk PBX, Trixbox and offer turnkey VoIP Reseller business opportunities to let entrepreneurs and businesses resell voice over Internet VoIP under their brand name. Built upon innovative technology, Grandstream VoIP phones feature market leading superb sound quality and rich functionality at an ultraaffordable price. All company, product and service names used in this website are for identification purposes only, and do not imply endorsement. By continuing you are giving consent to cookies being used. Grandstream networks is a great supplier that produces the range of stuff related to communications. We know of 125 rare references created by this brand. Now you're reading a user guide for grandstream networks telephone grandstream bt 101 manual arts gvx3175. The older script still worked however so this became the grandstream bt 101 manual arts base for my research. The grandstream firmware packages come with a ring tone that is larger than 64kb so it was defiantly possible. After some hex comparing of the headers between files, the only difference I could locate was the grandstream bt 101 manual arts file name field.

Ask the question grandstream bt 101 manual arts you have grandstream bt 101 manual arts about the grandstream networks gxp1620 here simply to other product owners. Provide a clear and comprehensive description of the problem and your question. The better your problem and question is described, the easier it is for other grandstream networks gxp1620 owners to provide you with a good answer. Device for replacement, repair or refund. If you purchased the product directly from grandstream, contact your grandstream sales and service representative for a rma return materials authorization number before you return the product. Grandstream reserves the right to remedy warranty policy without prior notification. It works fine with freephoneline and grandstream bt 101 manual arts adt. Switched to buy grandstream ata instead of cisco since that time. I have setup few

grandstream ht801 and ht802 ata since grandstream release them in. They are all have been reliable. The grandstream bt 101 manual arts only bad thing about grandstream ata is the configuration page a bit more complicated compare to cisco. Alright, grandstream bt 101 manual arts so let s see what' grandstream bt 101 manual arts s in the box of the ht812 from grandstream. Start guide, this is the actual ata and router. This is the power cord, and lastly there is the ethernet cord. Configure the grandstream bt 100 voip phone. You can find you sip registration details under the voip section of grandstream bt 101 manual arts your localphone dashboard. The grandstream budgetone bt 100 is a voip phone which lets you make cheap calls with with localphone' s voip services, without the need for a traditional phone grandstream bt 101 manual arts line. Thank you for purchasing grandstream gxp1620. This manual contains precautions to assure user' s safety while using this.

<http://www.grundys.com.au/wp-content/plugins/formcraft/file-upload/server/content/files/1626c4445e88a2---campbell-hausfeld-user-manual.pdf>

Grandstream ht286 product manual configuring the handytone 286 these instructions are based on using the handytone in its factory default configuration which is to obtain a dynamic ip address automatically from your router using dhcp, which is how most people have their home routers configured. Grandstream networks, inc. Grandstream budgetone 100 sip hardphone. Default setting grandstream bt grandstream bt 101 manual arts 100. Budgetone 102 or 200 which have two lan ports where as the 101 only has the one. Hey grandstream bt 101 manual arts grandstream bt 101 manual arts guys, wondering if anyone out there is still using bt200 and or gxp phones. Have a customer who had an old asterisk system usings these phones. The asterisk system died so we did a quick setup of 3cx which worked great for the internal phones. We are however seeing grandstream bt 101 manual arts an issue trying to. Grandstream budgetone 100 grandstream bt 101 manual arts voip grandstream bt 101 manual arts configuration guide. Grandstream budgetone 100 is a full featured sip desktop ip phone with a single ethernet interface. View here the free grandstream networks gxp1610 manual. Have you read the manual but does it answer your question. Then ask your question on this page to other grandstream networks gxp1610 owners. Get grandstream bt 101 manual arts all grandstream networks manuals. You have grandstream bt 101 manual arts received grandstream bt 101 manual arts your new grandstream gxp 2160 and what do all the buttons and light mean. View our quick start guide to become familiar with your system. Configuration guide for the grandstream bugetone 101 ip phone its full featured sip grandstream bt 101 manual arts desktop ip grandstream bt 101 manual arts phone with a single ethernet interface. The grandstream gxw 4108 fxo gateway is a reliable and cost effective solution for grandstream bt 101 manual arts businesses looking to improve their communication infrastructure.

[AYKUTEMLAK.COM/upload/ckfinder/files/case-430-tractor-manual-pdf](http://AYKUTEMLAK.COM/upload/ckfinder/files/case-430-tractor-manual-pdf)

This analog gateway comes equipped with 8 fxo grandstream bt 101 manual arts ports. This linux based model features a single sip account, up to 2 call appearances, and 3. Grandstream networks is a leading manufacturer of ip communication solutions, creating award winning products that empower businesses worldwide. Grandstream budgetone gs 102. The grandstream budgetone bt 102 ip phone is an award winning next generation ip network telephone based on industry open standards. Built upon innovative technology, grandstream bt 102 ip phone features market leading superb sound quality and grandstream bt 101 manual arts rich functionalities at ultra affordable price. Grandstream uses software under the specific terms of the gpl. Please see the gnu general public license gpl for the exact terms and conditions of the license. Dual ethernet port sip phone bt series. The grandstream gxp 1610 user guide loud net ltd, 34 green lane. This manual grandstream bt 101 manual arts will tell you how to use the phone grandstream bt 101 manual arts to it' s full grandstream bt 101 manual arts extent. Grandstream provide. The grandstream bt200 offers a family of affordable, next generation grandstream bt 101 manual arts sip phones that features excellent audio quality and rich telephony features. The grandstream bt200 also supports popular



voice codecs and is designed to be fully interoperable with 3rd party sip grandstream bt 101 manual arts providers. Grandstream budgetone grandstream bt 101 manual arts 200 bt200 voip phone overview. View and grandstream bt 101 manual arts download grandstream networks budgetone 101 user manual online. Budgetone grandstream bt 101 manual arts 100 series. Budgetone 101 ip phone pdf manual download. Also for grandstream bt 101 manual arts budgetone 102, budgetone 102d. Step two grandstream bt 101 ip address. Find out ip address of grandstream bt 101 connected to network. Phone for replacement, repair or refund.

Configuration guide for the grandstream 1 ip phone internet telephony voip device. Warnings serious injury or death may be caused if any of the warnings below are neglected. This is grandstream bt 101 manual arts a great little device that does not try to dumb things down for users, as it offers a huge number of options. Phone manuals and free pdf instructions. Find the user manual you need for your phone and more at manualsonline. Budgetone 100 user manual grandstream networks, inc. 2 hardware specifications there are two models in the budgetone 100 family, namely budgetone 101 budgetone 102 as show in the below picture the only difference grandstream bt 101 manual arts between bt101 and bt102 is that the two rj 45 ports of bt102 is actually a. This manual will help you learn how to operate and manage your handy tone and make the best grandstream bt 101 manual arts use of its many upgraded features including simple and quick installation, 3 way conferencing, direct ip ip calling, and new provisioning support among other features. Grandstream ip grandstream bt 101 manual arts phone configuration guides www. Com page 6 phone provisioning via pnp mode note grandstream gxp 2100 comes with pnp mode which is on by default. In this case, we test the firm version 1. 9 of gxp 2100 ip phone. Handytone 286 user manual grandstream networks, inc. 3 1 welcome congratulations on becoming an owner of handytone 286. You made an excellent choice and we hope you will enjoy all its capabilities. Grandstream s award wining handytone 286 is innovative analog telephone adaptor that offers a Mossberg manual. BudgeTone 100 serie are likely the most priceworthy IP telephones SIP telephones, SIP clients on the market. They work according to SIP 2.0 and have STUN functionality built in to be able to operate even from behind NAT firewalls. They are configured via a web user interface.

Their use of the SIP protocol means they are future proof and work together with most other SIP clients and operators. Extended functionality compared to the BudgeTone series is for example For latest updates, user manual and FAQ, se the following link to the manufacturer See data sheet. HandyTone comes with a mains adapter for 230V AC. Check out our new VoIP section! Please Enable JavaScript In Your Web Browser. Built upon innovative technology, Grandstream IP phone feature market leading superb sound quality, rich functionalities, and ease of use at an ultraaffordable price. The most likely candidate is the same one as found in the GXP2020 model. A coprocessor 320AIC20K from Texas Instruments interfaces speaker. It includes The cycle speed is 70 ns, making this flash suitable for This means that smaller RAM will do. The RTL8019AS is an NE2000 clone, albeit It does not really. You may have to register before you can post click the register link above to proceed. To start viewing messages, select the forum that you want to visit from the selection below. UserFriendly Manuals. Product Instructions. Telefono IP. Grandstream Networks, Inc. Desaparece de la pantalla cuando el auricular esta colgado. Se puede ajustar de 0 a 7 el volumen. Establece una conferencia entre usted y otras dos personas. Sirve para que la otra persona no escuche lo que usted habla. Presione una vez para activar. Presione de nuevo para que le escuchen de nuevo. Se enciende Para evitar danos o peligro inesperados, por favor lea esta informacion antes de instalar o reparar el telefono. DESCRIPCION BASICA NEC Infrontia Corporation ha preparado Guia de Referencia Rapida. Se aplica a la version de firmware 70 o posterior. Funcionalidades basicas de llamadas Para hacer una llamada 1. Levante el auricular.

Detalles Telefono Call History Historial de Llamada Esta seccion nos Cargue la bateria con el cable

USB proporcionado conectandolo a una computadora Se describen las partes principales MWI es una indicacion de mensaje en espera. La indicacion de la mensajeria en espera es una caracteristica comun de las redes telefonicas. El telefono Aviso Si bien es cierto que se hizo todo lo posible para garantizar Solicitud de Cambio Password Guia de usuario Guia de usuario Agosto 09 1. INDICE 1. INDICE. 1 2. INTRODUCCION. 2 3. MODULO ALIMENTACION COMPLEMENTARIA. Ministerio de Educacion Nacional Guia del usuario. Telefono IP para MXONE y MD110 El indicador verde no se encendera si los auriculares estan completamente cargados para saber mas, consulta Bienvenido! Gracias por elegir Sprint. ReadyNow Para obtener Conexiones 1 Caja de interfase Cable de interfase 2 Para desconectar el cable de la interfaz, jalelo mientras Manual del Usuario. BudgeTone 100Series.Inteno DG200AAC Modelo 3102 Business Los botones My Instant Communicator para Microsoft Outlook Guia del usuario. Version 6.7 Guia de usuario Su administrador de sistema le informara si alguna Modelos BOLD 9000 y 9700 con sistema operativo 5.0 en adelante. Indice Introduccion Requerimientos Minimos Hacer Llamadas Durante una llamada, puede alternar entre modo manos libres, auriculares y auricular oprimiendo los botones Modelo 3101 Basic Los botones de Descargar aplicacion Busque en Google Play Store y App Store Eview7 Funcionalidad de configuracion Gerencia de Desempeno o de Productos y Servicios CR To use this website, you must agree to our Privacy Policy, including cookie policy. Should I put an Outbound proxy in the field Qualified Domain Name Code List Direct IPtoIP calling is supported. Please refer to Users Manual forIf the tftp server. IP displayed is not the one you want, enter the entire 12 digits of the. IP address of your tftp server. e.g., if your tftp server is 192.168.1.

100,This 19000102 is the default dateThen continueShould I put an Outbound proxy in the field Generally, if you haveID is the user part of the SIP address of the phone and this is usuallyAuthentication IDThis may or may not be the same as User ID. Qualified Domain Name Proxy field. The phone will use the domain name in SIP Server asPCMUG711u will be used. Both PCMU and PCMA will give you toll qualityIf your networkIf bandwidthThe bigger this value, the higher bandwidth utilizationHowever, theIf the SIP server supports 484 Incomplete. Address response, the phone will keep trying with each new key entry untilThis will essentially eliminateIncomplete Address response. Otherwise, any other negative responses fromIt is a protocol which enablesThis will allow SIP signaling and. RTP media to successfully traverse a NAT without requiring any configurationALL SIP PROXY SERVER WILL WORK with A STUN TRANSLATED SIP MESSAGES, PLEASEA partial list of other products withIVR system Dialup ID xxxxx your nikotel account number ID same as your User ID ID Your MCI assigned id, i.e., foo Proxy server seems to respond our phone client SIP messages correctly. ID xxxxx your Telic.net account number ID same as your User ID ID xxxxx your Go2Call PIN number ID same as your User ID ID xxxxxx your FWD account number. ID xxxxx same as above, your FWD account number. Our payment security system encrypts your information during transmission. We don't share your credit card details with thirdparty sellers, and we don't sell your information to others. Please try again.Please try again.In order to navigate out of this carousel, please use your heading shortcut key to navigate to the next or previous heading. In order to navigate out of this carousel, please use your heading shortcut key to navigate to the next or previous heading. Please try your search again later.Amazon calculates a products star ratings using a machine learned model instead of a raw data average.

The machine learned model takes into account factors including the age of a review, helpfulness votes by customers and whether the reviews are from verified purchases. BudgeTone 100 User Manual Grandstream Networks, Inc. 1 Welcome Congratulations on becoming an owner of BudgeTone 100 IP telephone. You can examine Grandstream Networks BudgeTone 101 Manuals and User Guides in PDF. BudgeTone 100 IP Phone User Guide and Owner ManualModel Number Grandstream BudgeTone 100Series Version 1. 32Product Manual AvailableOwners Manual Format PDF. User manual for the device Grandstream Networks BudgeTone 100. Online user manual database. View and Download Grandstream Networks BudgeTone 100 instruction manual online.

Read and download Grandstream Networks Telephone Budgetone 200 User s Manual online. Download free Grandstream Networks user manuals, owners manuals, instructions. Grandstream Budgetone 100. Enter password admin. Set IP address of the phone. View and Download Grandstream Networks BUDGETONE Budgetone 200 user manual online. Grandstream SIP Phone User Manual. BUDGETONE Budgetone 200 Telephone pdf manual. Grandstream Networks is a leading manufacturer of IP communication solutions,.Automatic or manual association to DP750. With Grandstream products,. 2 Table of Contents 1 WELCOMEINSTALLATION 5 2. 1 INTERCONNECTION DIAGRAM 6 . User Manual Budgetone 100 Series IP Phone Version 1. 2 Grandstream Networks, Inc. Grandstream Budgetone 100 VoIP Configuration Guide. Grandstream Budgetone 100 is a full featured SIP desktop IP phone with a single ethernet.Grandstream Networks Budgetone 100. ADVICE Read through the Grandstream Budgetone 200 User Manual provided by the manufacturer. Grandstream Budgetone 100 SIP hardphone. Budgetone 100 and BT200. What Codecs are supported by Budgetone Series. Budgetone 200 SIP Phone User Manual Updated. VAC 50 60 Hz Output. Grandstream Networks, Inc. BT200 User Manual Firmware 1. grandstream budgetone 100 user manual. 15 Page 14 of 33 Last.

<http://www.drupalitalia.org/node/72640>